

# PANE

The lamp PANE is inspired by the production process of bread.



The mould is an everyday bread-baking shape.

The colour of the lamp depends on the plastic used.

Like bread, light is also familiar.

PANE comes in various colors and shades of intensity.

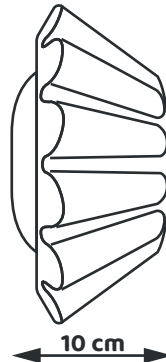




The wall-mounted PANE light can also be designed for easy installation of built-in wall wiring.



TYPE	WALL LIGHT
ENVIRONMENT	INDOOR
MATERIAAL	RECYCLED POLYPROPYLEEN COATED STEEL
WHEIGHT	Rectangle 520 gr / Round 390 gr / Flower 480 gr
VOLTAGE	230 V
WATT	MAX 4,2W
LIGHT SOURCE	G9 LED 470 LUMEN
COLOURS	Due to the recycled nature of our plastic material, no two products will have an identical colour.
ORIGIN	BELGIUM, DEINZE 9800
CARE	Please ensure that the plastic never comes into contact with acetone or other chemical cleaners. Regular dusting is recommended.



# PANE TYPES



LED IP20 CE

